

REF.

LOLA SM LED DIM UL

LIGHT SOURCE



120 - 277V: Dimmable 0-10V & TRIAC

Driver:

Constant Current 350mA

LED Integrated:

Led module

2700K / 4000K, CRI90, 15W, 50-60Hz, 1137 lm*

*Measurements obtained by theoretical calculations at LZf.

PACKAGING

Box Size: 26 x 26 x 17"

Box Volume: 6,5 ft³

Weight: Gross - 22,9 Lb | Net - 9,7 Lb

MATERIALS & COMPONENTS

Woven Wood Veneer Shade

Transparent Acrylic Frame

Black Metal Canopy: ø 6,7"

Black Electrical Cable: 8 ft drop

FINISHES

WOOD VENEER

20 Ivory White

29 Grey

22 Natural Beech

METAL CANOPY

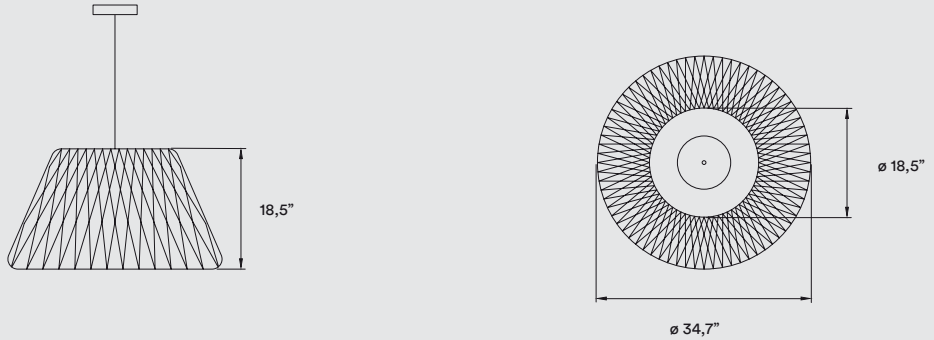
*On Request

BK-Matt Black

*WH-Matt White

*NI-Nickel

Note: Nickel Canopy with Steel Cable

**REF.**

LOLA SG LED DIM UL

LIGHT SOURCE

120 - 277V: Dimmable 0-10V & TRIAC

Driver:

Constant Current 1400mA

LED Integrated:

Led module

2700K / 4000K, CRI90, 52W, 50-60Hz, 2860 lm*

*Measurements obtained by theoretical calculations at LZf.

PACKAGING

Box Size: 40 x 40 x 24"

Box Volume: 22,3 ft³

Weight: Gross - 36,4 Lb | Net - 15,2 Lb

MATERIALS & COMPONENTS




Woven Wood Veneer Shade

Transparent Acrylic Frame

Black Metal Canopy: \varnothing 6,7"

Black Electrical Cable: 8 ft drop

FINISHES**WOOD VENEER**

-  20 Ivory White
-  29 Grey
-  22 Natural Beech

METAL CANOPY

-  BK-Matt Black
-  *WH-Matt White
-  *NI-Nickel

*On Request

Note: Nickel Canopy with Steel Cable